

AVAILABLE

+/- 5,250 Square Feet
Jackson Business Park, Jackson CA

Lease Rates:

1615 Thomas Dr #104:
1,750 SF
\$1,313 MO/Gross

1615 Thomas Dr #105-106:
3,500SF
\$2,380 MO/Gross



1615 Thomas Drive, Jackson, CA

For Further Information, Contact:

Tom MacLaughlin

916.374.4233

thmac@macco.org

DRE Lic. No. 00690406

Billy MacLaughlin, III

916.374.4231

billymac3@macco.org

DRE Lic. No. 01175040

1401 Shore Street
West Sacramento, CA 95691
Fax: 916.373.0655

www.macco.org

- Total Square Feet Available 5,390 SF includes office space
- Grade Level Loading
- Ample Power
- Divisible to 1,400 Square Feet
- Located in Jackson Business Park
- Easy Access To Hwy 49
- Available Immediately
- Motivated Landlord

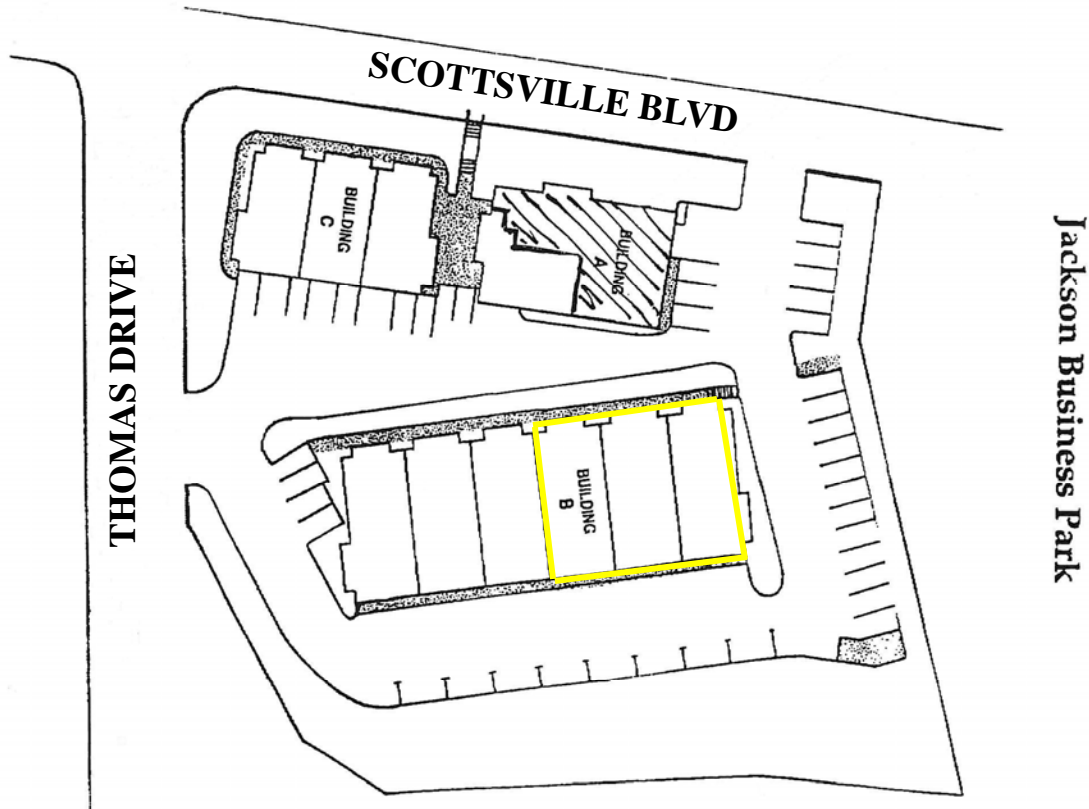


macLaughlin and CO
Commercial & Industrial Real Estate Since 1965

The information contained herein has been carefully checked and to the best of our knowledge is correct but we assume no liability for representations as to values or for errors or omissions in this statement. Client should carefully verify the above items before making any investment decisions.

AVAILABLE

1615 Thomas Drive
Jackson, CA



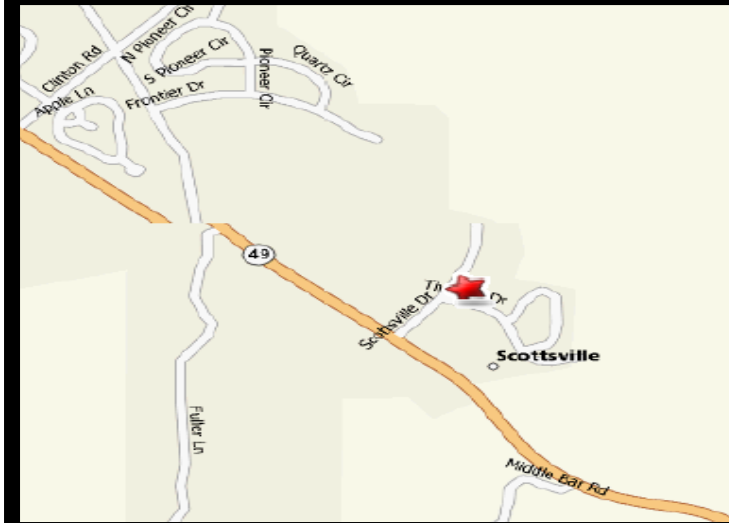
macLaughlin and CO
Commercial & Industrial Real Estate Since 1965

The information contained herein has been carefully checked and to the best of our knowledge is correct but we assume no liability for representations as to values or for errors or omissions in this statement. Client should carefully verify the above items before making any investment decisions.

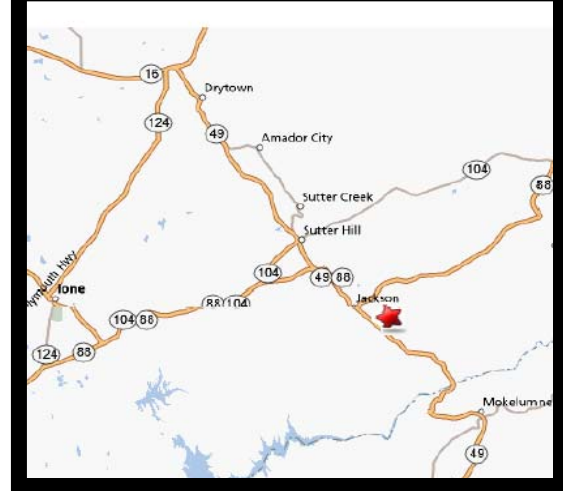
AVAILABLE

1615 Thomas Drive
Jackson, CA

VICINITY MAP



REGIONAL MAP



macLaughlin and CO
Commercial & Industrial Real Estate Since 1965

The information contained herein has been carefully checked and to the best of our knowledge is correct but we assume no liability for representations as to values or for errors or omissions in this statement. Client should carefully verify the above items before making any investment decisions.